











































STEP 1. Check the current firmware version

Panasonic recommends that you update the firmware in your SC-C70MK2 if the firmware version indicated is older than the version being offered. Please check the current version of firmware in the following steps.

1. Press [SETUP].
2. Press [, , , , , , , , , , , , , , , , , , , , , , , , , , , , , , , , , , , , , , , , , , , , , , , , , , , , , , , , , , , , , , , , , , , , , , , , , , , , , , , , , , , , , , , , , , , , , , , , , , , , , , , , , , , , , , , , , , , , , , , , , , , , , , , , , , , , , , , , , , , , , , , , , , , , , , , , , , , , , , , , , , , , , , , , , , , , , , , , , , , , , , , , , , , , , , , , , , , , , , , , , , , , , , , , , , , , , , , , , , , , , , , , , , , , , , , , , , , , , , , , , , , , , , , , , , , , , , , , , , , , , , , , , , , , , , , , , , , , , , , , , , , , , , , , , , , , , , , , , , , , , , , , , , , , , , , , , , , , , , , , , , , , , , , , , , , , , , , , , , , , , , , , , , , , , , , , , , , , , , , , , , , , , , , , , , , , , , , , , , , , , , , , , , , , , , , , , , , , , , , , , , , , , , , , , ,

Article 2 Restrictions.

- a.** Customer may not modify, reverse engineer, decompile, or disassemble the Software.
- b.** Unless otherwise specified, the Software and/or Website is provided for your personal and non-commercial use. Customer may not use the Software and/or Website for commercial purposes nor sell, or otherwise transfer it for value, or provide it to third parties' use whether free of charge or not. Commercial purposes include the use of the Software to create publicly distributed computer software.
- c.** Customer may not use the Software and/or Website for any purpose that is unlawful or prohibited by this AGREEMENT or any notices on the Website. You may not use the Software and/or Website in any manner that could damage, disable, overburden, or impair any Panasonic server, networks or services.
- d.** Customer may not permanently or tentatively, or wholly or as a part, transfer any material of Software or Customer rights under this AGREEMENT except in the case of the transfer to the person whom the possession of the Product which the Software is installed in is transferred and who agrees to abide by all of the terms of this AGREEMENT.

Article 3 Reservation of the Right

- a.** In all cases all rights and titles, including but not limited to proprietary right, copyright patent, trademark and any other intellectual property right, to the Software remain the property of Panasonic and/or its licensors ..
- b.** Customer may not remove, modify or alter any Panasonic's copyright or trademark notice from any part of the Software.

Article 4 Change or Discontinuation of the Service

Panasonic reserves the right (i) to change or discontinue any or all elements of the Website, (ii) to interrupt or discontinue operation of the Website or provision of the Software, and (iii) to update the AGREEMENT, at anytime without prior notice to Customer. Panasonic assumes no responsibility for any harm or loss to Customer that may arise through such change, discontinuation, or interruption.

Article 5 LIMITED WARRANTY AND LIABILITY

THE SOFTWARE and WEBSITE IS PROVIDED "AS-IS" WITHOUT ANY WARRANTY OF ANY KIND, INCLUDING BUT NOT LIMITED TO THE GENERAL GUARANTEE OF THE PRODUCT. TO THE MAXIMUM EXTENT PERMITTED BY APPLICABLE LAW, Panasonic AND ANY OF ITS AFFILIATED COMPANIES DISCLAIM ALL WARRANTIES AND CONDITIONS, EITHER EXPRESS OR IMPLIED, INCLUDING, BUT NOT LIMITED TO, IMPLIED WARRANTIES OF MERCHANTABILITY, FITNESS FOR A PARTICULAR PURPOSE, TITLE AND

NON-INFRINGEMENT, WITH REGARD TO THE SOFTWARE AND WEBSITE. FURTHER, TO THE MAXIMUM EXTENT PERMITTED BY APPLICABLE LAW, IN NO EVENT SHALL Panasonic AND ANY OF ITS AFFILIATED COMPANIES BE LIABLE FOR ANY SPECIAL, INCIDENTAL, INDIRECT, OR CONSEQUENTIAL DAMAGES WHATSOEVER (INCLUDING, WITHOUT LIMITATION, DAMAGES FOR LOSS OF BUSINESS PROFITS, BUSINESS INTERRUPTION, LOSS OF BUSINESS INFORMATION, OR ANY OTHER PECUNIARY LOSS) ARISING OUT OF THE USE OF OR INABILITY TO USE THE SOFTWARE OR WEBSITE, EVEN IF ADVISED OF THE POSSIBILITY OF SUCH DAMAGES.

Article 6 Export Rules

Customer agrees that the Software will not be shipped, transferred or exported into any country or used in any manner prohibited by the United States Export Administration Act or any other applicable export laws, restrictions or regulations (collectively the "Export Laws"). In addition, if the Software is identified as export controlled items under the Export Laws, Customer represents and warrants that Customer is not a citizen, or otherwise located within, an embargoed nation (including without limitation Iran, Syria, Sudan, Cuba and North Korea) and that Customer is not otherwise prohibited under the Export Laws from receiving the Software. All rights to Use the Software are granted on condition that such rights are forfeited if Customer fails to comply with the terms of this AGREEMENT.

Article 7 Termination

Without prejudice to any of Panasonic's other rights, Panasonic may terminate this AGREEMENT if Customer fails to comply with any of the terms and conditions of this AGREEMENT or loses the possession of the Product. In such event, Customer must cease the use of the Software and Website.

Article 8 Governing Law

This AGREEMENT shall be governed and construed under laws of Japan.

Procedure of downloading

Please download the firmware and extract the file in the following steps.

1. Make a temporary folder on your PC for downloading the file.
2. Click the following “download” and save the firmware in the folder you created in the above step.

UPDATE_SC_C70MK2_V1020300.zip / 143,618,990 Bytes

A rectangular button with rounded corners, orange background, and a thin grey border. The word "download" is written in white, bold, sans-serif font in the center.

3. Extract downloaded file.
 - Double click the download file or use extract software depending on your PC setting.
4. The extracted file SC-C70MK2.swu should be 143,600,192 bytes. If the file size is not the same, please download and extract the file again.
5. Copy SC-C70MK2.swu to the root folder of the USB flash memory.