

Dear Customer


◆ About the Upgrade of the DMC-G6 Firmware

The following functions were added or changed from Ver. 1.2 of the firmware. Please read this in conjunction with the operating instructions for the camera.

- The firmware version can be checked from the [Version Disp.] of the [Setup] menu.

Manual focus operation is now available for the interchangeable lens with no focus ring (H-FS12032).

When using an interchangeable lens with no focus ring (H-FS12032)

- 1 Set the [Focus Mode] in the [Rec] menu to [MF].
- 2 Press ◀ ().
- 3 Press ▲/▼/◀/▶ to move the MF area, and press [MENU/SET].


- Pressing [DISP.] will return the MF area back to the centre.

- 4 Press ◀/▶ to focus.



(A) Slide bar

(B) MF Assist (enlarged screen)

- Pressing and holding ◀/▶ will increase the focus speed.
- Focus can also be adjusted by dragging the slide bar.
- The MF area setting screen can be displayed by pressing ▼.



- When the interchangeable lens with no focus ring (H-FS12032) is used, the [MF Assist] settings in the [Custom] menu change as follows:

[ON]	Focus can be adjusted when ◀ () is pressed and the MF area setting screen is displayed.
[OFF]	Focus can be adjusted when ◀ () is pressed. The MF area setting screen will not be displayed.