

Wi-Fi® connection guide

You can wirelessly stream music from an iOS device or Mac/PC to SC-HC58DB/SC-HC58's speakers. To use this music-streaming feature (AirPlay), SC-HC58DB/SC-HC58 must join the same 2.4 GHz wireless network as the AirPlay compatible device through the wireless network router (access point).

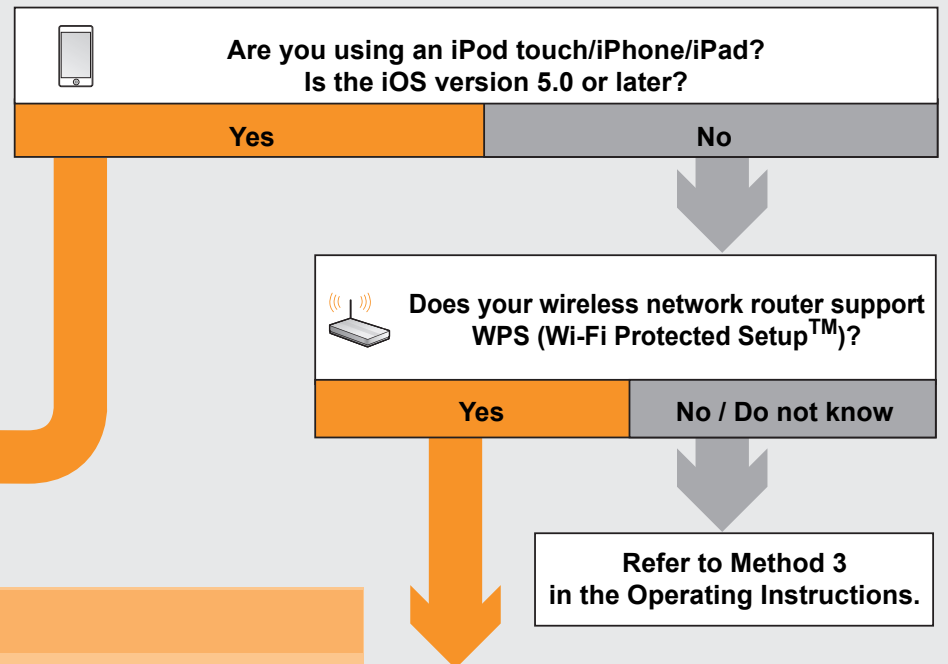


*1: Refer to the Operating Instructions for the compatibility.
Screen images used in this sheet : iPhone 4S, iOS 6.0.1

Start wireless network settings

Preparation

- 1 Place SC-HC58DB/SC-HC58 close to the wireless network router.
- 2 Turn the unit on.
- 3 Disconnect any devices connected to this unit.
- 4 Follow the chart below to choose the network setting method.



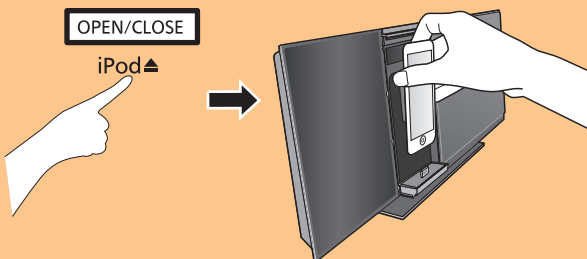
Method 1 The following explanations are based on an iPhone.

- 1 Connect the iPhone to your home wireless network.

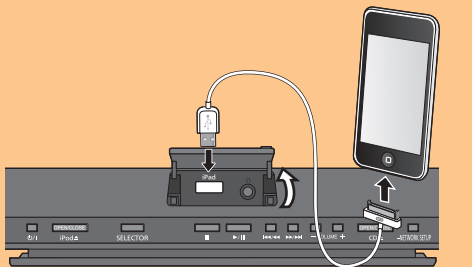


- 2 Connect the iPhone to this unit.
Choose one of the following connections.

Lightning connector compatible iPod touch/iPhone

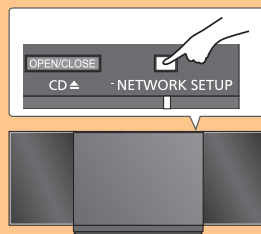


iPod touch/iPhone/iPad with iOS 5.0 or later



Dedicated cable supplied with the iOS device

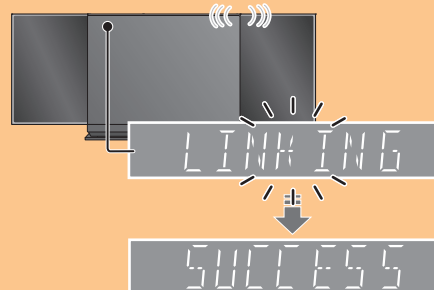
- 3 Unlock the iPhone and then press and hold [– NETWORK SETUP] for more than 3 seconds.



- 4 A message will pop-up on the iPhone.
Allow the iPhone to share the wireless network settings.



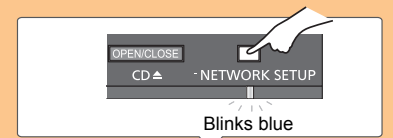
- 5 The settings are completed when "SUCCESS" is displayed and the indicator lights in blue.



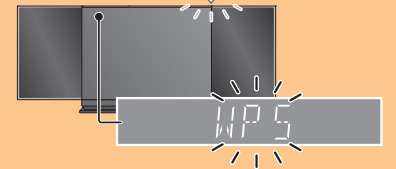
- 6 Press [OK] on the remote control to exit.

Method 2

- 1 Press and hold [– NETWORK SETUP] for more than 3 seconds.



Blinks blue

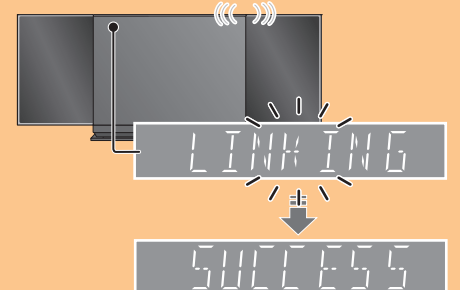


- 2 Press the WPS button on the wireless network router.



*2: The marking may differ.

The settings are completed when "SUCCESS" is displayed and the indicator lights in blue.



- 3 Press [OK] on the remote control to exit.

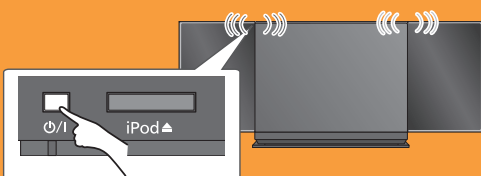
Using AirPlay

The following explanations are based on an iPhone.

Preparation

- Turn the unit on.

Lights in red Lights in blue



- 1 Connect the iPhone to your home wireless network.



*3: You may be prompted for the password. Enter the password of your home wireless network.

- 2 Select "Panasonic HC58 _____" from the AirPlay icon and start play.



AirPlay, the AirPlay logo, iPad, iPhone, and iPod touch are trademarks of Apple Inc., registered in the U.S. and other countries. The Wi-Fi Protected Setup Mark is a mark of the Wi-Fi Alliance. "Wi-Fi" and "Wi-Fi Protected Setup" are marks or registered marks of the Wi-Fi Alliance. All other trademarks are trademarks of their respective owners.