

Dear Customer


◆ About the Upgrade of the DMC-G6 Firmware

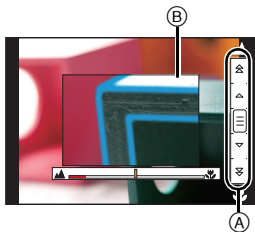
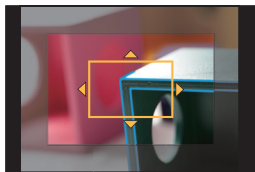
The following functions were added or changed from Ver. 1.2 of the firmware.
Please read this in conjunction with the owner's manual for the camera.

- The firmware version can be checked from the [Version Disp.] of the [Setup] menu.



Manual focus operation is now available for the interchangeable lens with no focus ring (H-FS12032).

When using the interchangeable lens with no focus ring (H-FS12032)

- 1 Set the [Focus Mode] in the [Rec] menu to [MF].
- 2 Press ◀ ().
- 3 Press ▲/▼/◀/▶ to move the MF area, and press [MENU/SET].
 - Pressing [DISP.] will return the MF area back to the center.
- 4 Press ◀/▶ to focus.
 - Ⓐ Slide bar
 - Ⓑ MF Assist (enlarged screen)
 - Pressing and holding ◀/▶ will increase the focus speed.
 - Focus can also be adjusted by dragging the slide bar.
 - The MF area setting screen can be displayed by pressing ▼.



- When the interchangeable lens with no focus ring (H-FS12032) is used, the [MF Assist] settings in the [Custom] menu change as follows:

| | |
|-------|---|
| [ON] | Focus can be adjusted when ◀() is pressed and the MF area setting screen is displayed. |
| [OFF] | Focus can be adjusted when ◀() is pressed. The MF area setting screen will not be displayed. |